



FLAGS OF THE TRACK

WHAT THEY MEAN AND HOW TO REACT



GREEN FLAG

The **green flag** when displayed at the Starter's Bridge indicates the course is clear and racing is underway.



BLUE WITH YELLOW SLASH FLAG

Blue with a yellow or orange slash indicates another car is rapidly overtaking a car and may attempt to pass. Check your mirrors! This is an advisory flag.



YELLOW FLAG

A **single stationary** or "standing" yellow tells drivers to slow down because something hazardous is off of the race surface but in the area, such as a vehicle off course, an emergency vehicle attending to a disabled car, an exposed corner worker in an unsafe area. Passing is not allowed in the zone covered by the single standing yellow.



A **waving yellow** indicates that drivers must slow down and be prepared to take evasive action or stop to avoid an obstruction in the roadway. Passing is not allowed in the zone covered by the waving yellow.

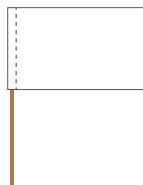


Double yellow flags displayed at all stations mean that a full-course caution is in effect. Drivers must slow down. Passing is not allowed anywhere on the track.




YELLOW & RED STRIPPED FLAG

Yellow and red stripe surface flag indicates oil, gas, water, gravel, sand, mud, rocks or some other debris is on the track surface. Traction may be compromised.



WHITE FLAG

A **white flag** tells a driver a slow-moving vehicle such as a car with mechanical trouble or an emergency vehicle is moving well below race speed on the racing surface.




BLACK FLAG

An **open black flag**, displayed by Start and Black Flag Station with a number board displaying a driver's car number. This open flag tells a specific driver to come to the pits to meet with officials. When black flags are displayed at all corner stations, the race session has halted and cars must come into the pits.




A **closed or furled black flag** displayed with a number board at the Start Bridge is a warning to a driver that improper actions have been observed.




MECHANICAL FLAG

The **mechanical flag** indicates a driver has a mechanical problem and should come into to the pits.



RED FLAG

When a **red flag** is displayed it is shown at all stations and at start. The session has stopped and drivers must come to a controlled stop on the side of the race course.



CHECKERED FLAG

A **checkered flag** tells drivers that the race or session has ended.

PASSING ZONES

VANCOUVER ISLAND MOTORSPORT CIRCUIT

PASSING ETIQUETTE

It is the responsibility of the vehicle passing to complete a "Safe Pass" in the space allotted.

The vehicle being passed should acknowledge the vehicle behind with a wave, pull to the right of the track (off line) and point the car behind to pass "ON THE LEFT".

The vehicle being passed should "ASSIST THE PASS" tap the brake lightly when pulled over. "DO NOT BRAKE CHECK".

The passing vehicle may flash their lights, lightly honk horn but must have the attention of the driver in front and wait for the "POINT TO PASS".

We will be observing all drivers and do not wish to "BLACK FLAG" any driver's session but will if necessary.

Remember: We always learn more by following a faster vehicle rather than being followed.

