

# PREPARING FOR THE CIRCUIT

## GETTING YOU AND YOUR VEHICLE READY

---

### ATTIRE:

We recommend that attendees arrive in comfortable, weather appropriate attire as sections of the pit garage are open to the elements and you will be outside. Flexible sole shoes with good traction are recommended, as are sunglasses when the weather requires.

### PREPARATION:

For safety, we recommend that you remove all loose items and any storage items that isn't permanently attached. Our track has 19 corners, so any items that will slide during acceleration, braking or cornering pose a hazard. We also suggest a full tank of fuel and that you have the recommended tire pressure.

- Driving just a few 20 min sessions can be exhausting so it is advised to get a good night sleep and have a light breakfast in the morning.
- Remember a driver will not be allowed on circuit with any level of blood alcohol reading. A general guideline but not a guarantee is 12 hours between bottle to throttle. We do reserve the right to test any member prior to driving. It has been our experience that even mouthwash can trigger a reading and cause a delay in gaining access to the track.
- Relax and be prepared to have a fun driving experience!
- VIMC has the right to refuse access to any vehicle or driver that may appear unfit or unsafe on our circuit at any time

### ARRIVING AT THE TRACK:

Please arrive at least 15-20 minutes prior to your scheduled track time for registration.

### RECEPTION:

- Confirm registration
- Sign waiver
- Receive wrist band
- Assigned pit parking
- Remember all guests/crew that will be in paddock/pit area must also sign waiver and will receive a non-driver wrist band.
- Park vehicle in paddock/dynamic driving area

### Do I need to be an experienced driver?


Our driving programs are designed for drivers of all skill levels. Whether you're a novice or an advanced driver, our trained instructors will be there to guide you throughout the various elements and ensure you feel comfortable and confident in the activities throughout your program.

### Are guests and pets welcome?

If you would like to bring a spectator, there is no additional charge. In fact, we encourage guests to come cheer you on from the 180 degree observatory deck in our 15,000 sq. ft. clubhouse while enjoying full access to our Paddock Lounge menu. Unfortunately, the circuit is not conducive for pets so we recommend leaving your furry canines at home as they are only permitted in the parking lot area.


# FLAGS OF THE TRACK

## WHAT THEY MEAN AND HOW TO REACT



### GREEN FLAG

The **green flag** when displayed at the Starter's Bridge indicates the course is clear and racing is underway.



### BLUE WITH YELLOW SLASH FLAG

**Blue with a yellow or orange slash** indicates another car is rapidly overtaking a car and may attempt to pass. Check your mirrors! This is an advisory flag.



### YELLOW FLAG

A **single stationary** or "standing" yellow tells drivers to slow down because something hazardous is off of the race surface but in the area, such as a vehicle off course, an emergency vehicle attending to a disabled car, an exposed corner worker in an unsafe area. Passing is not allowed in the zone covered by the single standing yellow.



A **waving yellow** indicates that drivers must slow down and be prepared to take evasive action or stop to avoid an obstruction in the roadway. Passing is not allowed in the zone covered by the waving yellow.

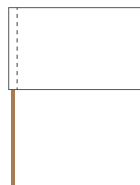


**Double yellow flags** displayed at all stations mean that a full-course caution is in effect. Drivers must slow down. Passing is not allowed anywhere on the track.




### YELLOW & RED STRIPPED FLAG

**Yellow and red stripe surface flag** indicates oil, gas, water, gravel, sand, mud, rocks or some other debris is on the track surface. Traction may be compromised.



### WHITE FLAG

A **white flag** tells a driver a slow-moving vehicle such as a car with mechanical trouble or an emergency vehicle is moving well below race speed on the racing surface.




### BLACK FLAG

An **open black flag**, displayed by Start and Black Flag Station with a number board displaying a driver's car number. This open flag tells a specific driver to come to the pits to meet with officials. When black flags are displayed at all corner stations, the race session has halted and cars must come into the pits.




A **closed or furled black flag** displayed with a number board at the Start Bridge is a warning to a driver that improper actions have been observed.




### MECHANICAL FLAG

The **mechanical flag** indicates a driver has a mechanical problem and should come into the pits.



### RED FLAG

When a **red flag** is displayed it is shown at all stations and at start. The session has stopped and drivers must come to a controlled stop on the side of the race course.



### CHECKERED FLAG

A **checkered flag** tells drivers that the race or session has ended.

# PASSING ZONES

## VANCOUVER ISLAND MOTORSPORT CIRCUIT

### PASSING ETIQUETTE

It is the responsibility of the vehicle passing to complete a "Safe Pass" in the space allotted.

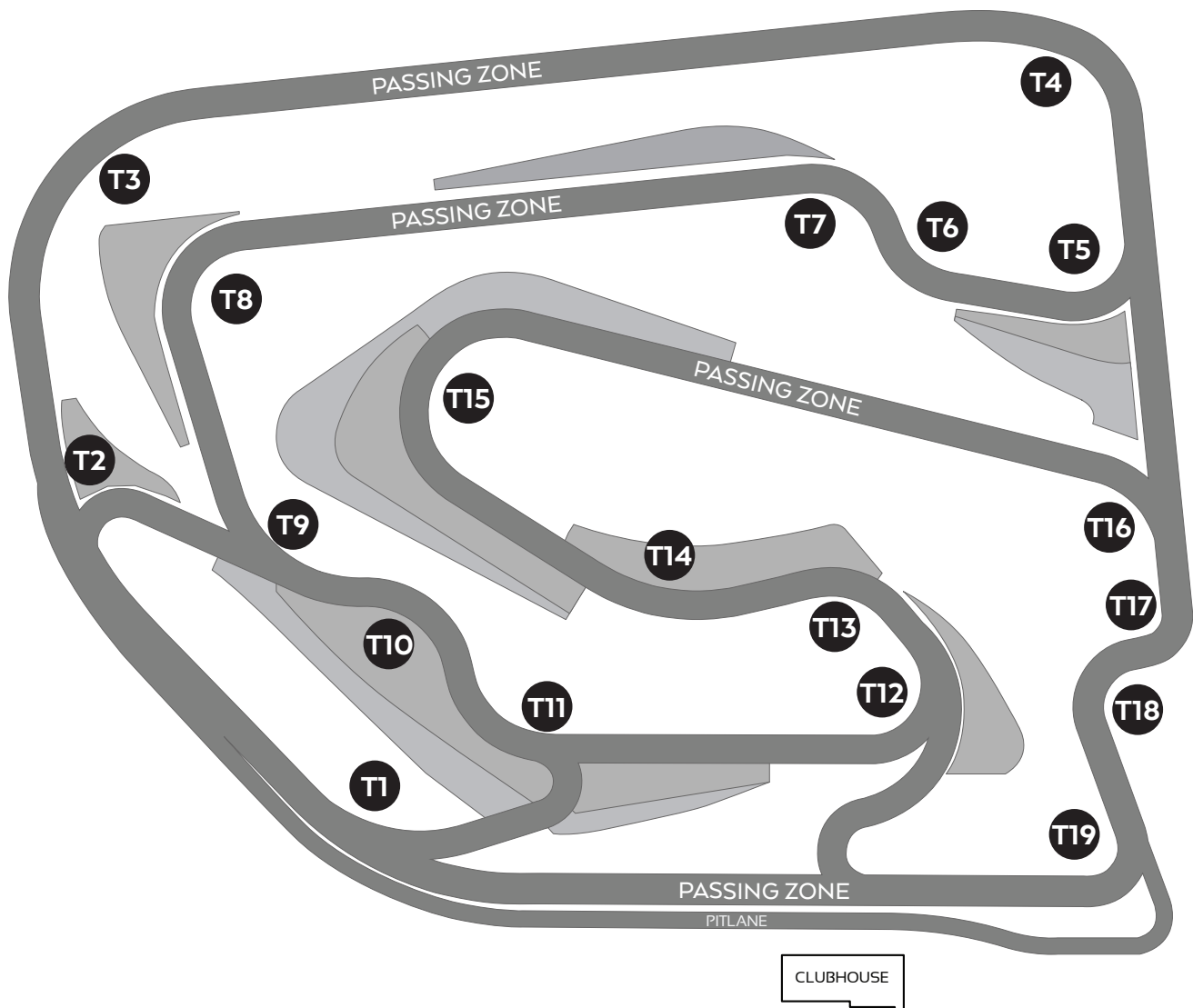
The vehicle being passed should acknowledge the vehicle behind with a wave, pull to the right of the track (off line) and point the car behind to pass "ON THE LEFT".

The vehicle being passed should "ASSIST THE PASS" tap the brake lightly when pulled over. "DO NOT BRAKE CHECK".

The passing vehicle may flash their lights, lightly honk horn but must have the attention of the driver in front and wait for the "POINT TO PASS".

We will be observing all drivers and do not wish to "BLACK FLAG" any driver's session but will if necessary.

Remember: We always learn more by following a faster vehicle rather than being followed.



# INSPECTION POLICY

---

## VANCOUVER ISLAND MOTORSPORT CIRCUIT

For those who wish to drive their personal vehicles at the Vancouver Island Motorsport Circuit, we are delighted to make this a reality.

To maintain the highest level of safety standards for all our guests, all vehicles operating on the Circuit must pass our Vehicle Certification Process. Our certified technicians will perform an inspection of brakes, tires, and all other crucial parts required. In doing so, we will ensure your vehicle is track ready and your day at the Circuit is most enjoyable.

Our inspections are complimentary for all circuit experience guests only at any of our GAIN dealerships. If there are requirements that need to be addressed for your vehicle prior to your track day, our trained technicians will provide you with the best solutions at our standard shop rates so we can safely set you on your way for an exciting day at the Circuit!

Once you arrive at the Circuit, the Circuit staff will perform one final 5-minute inspection to ensure minor things such as nails in your tires were not picked up from the road journey here. Although during normal driving conditions it may not present a problem, on the Circuit, this could lead to serious trouble during your experience and we want to ensure your safety is always first.

Please have your vehicle inspected within seven (7) days of your Circuit experience. To book a safety inspection, simply contact your closest GAIN dealerhip at <https://www.gain-vi.ca/companies/>

# CAR INSPECTION CHECKLIST

ENSURING YOUR CAR IS READY FOR THE TRACK

---

Driver: \_\_\_\_\_

Track Visit Date: \_\_\_\_\_

Year/Make/Model: \_\_\_\_\_

The track worthiness of your car is your responsibility. Please inspect, or have inspected these important aspects of your car. Print and complete the form, and don't forget to bring it with you to the track.

## WHEELS & TIRES

- All 4 tires above the tread wear marker
- Tires inflated to recommended pressure
- All lug nuts present and tight per spec
- Hubcaps, trim rings removed

## STEERING & SUSPENSION

- Wheel bearings: no play
- Minimum steering play

## ENGINE

- No fluid leaks
- Catch container on radiator overflow
- Hoses & belts in good condition
- Positive battery terminal covered
- Checked oil and coolant?

## BRAKES

- Over ½ thickness – pads & shoes
- Rotors – no cracks/high spots
- Solid pedal feel
- Crack-free brake lines
- Brakes lights work

## SAFETY EQUIPMENT

- Seat belts in good condition
- Functional headrest
- Convertibles must have roll bar or hard tops up

## MISCELLANEOUS

- Gas cap secured
- No exposed electrical wires
- No exhaust leaks
- No loose objects in car or trunk
- Battery secured properly
- Remove driver floor mats

I, or a qualified individual, has inspected my car and state that, to the best of my knowledge, my car is track worthy.

Signature: \_\_\_\_\_

Date: \_\_\_\_\_

# VEHICLE SOUND POLICY

VANCOUVER ISLAND MOTORSPORT CIRCUIT

---

The Vancouver Island Motorsport Circuit is a year-round motorsport facility that is focused on driving, finesse, passion, skills and overall experience. As a courtesy to all guests, please note that we do not accept unruly behaviour, unnecessary noises or deliberate noise pollution.

We enforce a maximum 95 DB rating, please kindly note that all vehicles with modified exhausts specifically for the purpose of deliberate and loud noises are not permitted at the Vancouver Island Motorsport Circuit. Our benchmark for noise is comparable to modern sports cars like the Porsche GT4 Clubsport, Porsche GT3 RS, AMG GT S, factory Ferraris, McLarens, Lamborghinis or Corvettes. These automobiles are specifically designed for those who seek excitement, passion, performance and driving exhilaration. The sound generated from these high-performance cars are also tuned by engineers for a fine balance of thrilling yet controlled sound.

We measure the sound on all cars on the circuit continually during regular hours of operations and have established a benchmark value based on the vehicles listed above. Our Class "A" sound monitoring system registers and records sound measurements daily during the period of time that the track is operational. This data is uploaded to our website weekly to ensure responsive and responsible business operations. Excitement is guaranteed; however, we want to respect all of our neighbors and those set values cannot be exceeded by any vehicle at the Circuit. Please make sure your vehicle is fully compliant to our safety and noise policies. We look forward hosting you for a day of excitement and fun.

We thank you for your cooperation.

# CANCELLATION POLICY

VANCOUVER ISLAND MOTORSPORT CIRCUIT

---

## **Individual Circuit Experiences/Driving Tours**

To confirm your reservation and to avoid delays in processing, please ensure your full payment has been processed at time of booking. This will ensure you have completed the process and secured your spot.

Understandably, unforeseen events and circumstances can result in postponing or cancelling your experience. Should the need arise, we will honour full refunds within 14 days of purchase. Also, if wishing to rescheduling within 48 hours to seven days of your experience, you have the option to rebook the event on an alternative day for an administration fee of \$150.

Unfortunately, we cannot reschedule within 48 hours of your booked experience.

## **Corporate Buyouts**

Corporate events must pay a 50% deposit for venue rental at time of booking. Deposits are non-refundable but dates can be rescheduled if within 60 days of the planned event date.